



# Economic impact of OncotypeDX<sup>®</sup> result guided adjuvant treatment decision making in estrogen receptor-positive early breast cancer in Hungarian healthcare system

MediConcept

GENOMIC SOLUTION from  
MED GEN-SOL LTD

K. Boér<sup>1</sup>, P. Rózsa<sup>2</sup>, Zs. Gerencsér<sup>2</sup>, Zs. Horváth<sup>3</sup>, É. Juhos<sup>4</sup>, G. Rubovszky<sup>4</sup>, Zs. Kahán<sup>5</sup>, Z. Lőcsei<sup>6</sup>, Zs. Nagy<sup>7</sup>, Zs. Pápai<sup>8</sup>, L. Landherr<sup>9</sup>, Z. Nagy<sup>10</sup>

1: Szent Margit Hospital, Budapest; 2: MediConcept Limited, Budapest; 3: University of Debrecen, Debrecen; 4: National Institute of Oncology, Budapest; 5: University of Szeged, Szeged; 6: University of Pécs, Pécs; 7: Szent Imre Hospital, Budapest; 8: Hospital of Hungarian Army, Budapest; 9: Uzsoki Hospital, Budapest; 10: Med Gen-Sol Limited, Budapest

## AIMS

Role of hormonal therapy (HT) is well established in node negative (N0) estrogen-receptor-positive (ER+) early breast cancer (EBC). However benefit of chemotherapy (CT) in patients with N0, ER+ EBC is limited to a relatively small proportion of patients. OncotypeDX<sup>®</sup> provides additional predictive and prognostic information beyond traditional clinical and pathological criteria. International guidelines (NCCN<sup>1</sup>, ASCO<sup>2</sup>, ESMO<sup>3</sup> and StGal-len Guideline<sup>4</sup>) include OncotypeDX<sup>®</sup> test to evaluate risk of recurrence and predict the benefit of CT in ER+ EBC. NICE draft consultation document<sup>5</sup> also recommends the use and reimbursement of OncotypeDX<sup>®</sup> for selected patients (Intermediate risk based on Nottingham Prognostic Index or Adjuvant Online!). We assessed the cost-effectiveness of OncotypeDX<sup>®</sup> when added to clinical practice using traditional clinical and pathological criteria, in a small group of patients with ER+ EBC.

## METHODS

Fifteen OncotypeDX<sup>®</sup> tests were performed in selected ER+ EBC patients. Eligibility criteria for testing were T1c, T2, N0, N1mi, ER expression min. 50% and HER2 negative EBC. In addition 2 of the following criteria were allowed: Grade III, Ki67>15%, LVI+, age<40y. Patients with clear treatment preferences were excluded. Information about adjuvant treatment plan was collected before and after obtaining OncotypeDX<sup>®</sup> Recurrence Score. There was an agreement that in case of the Recurrence Score (RS) is below 25, HT will be the choice of therapy and in case of the RS is equal to, or higher than 25 both CT +HT therapy will be administered.

Characteristics	n =
T1c	11 / 15
T2	4/15
N0	10/15
N1mi	5/15
ER+	15/15
HER2-	15/15 (14/15)
Grade III	4/15
LVI+	5/15
<40y	3/15
15% < Ki67	5/15

Table 1: Patient Characteristics



Figure 1: Distribution of Recurrence Score results

The cost effectiveness of using the OncotypeDX<sup>®</sup> test in the Hungarian clinical practice was modeled from the perspective of the healthcare payer. The model described in previous publication (Holt et al, SABCS 2011) was adapted to the Hungarian setting. The model structure is described in Figure 2.

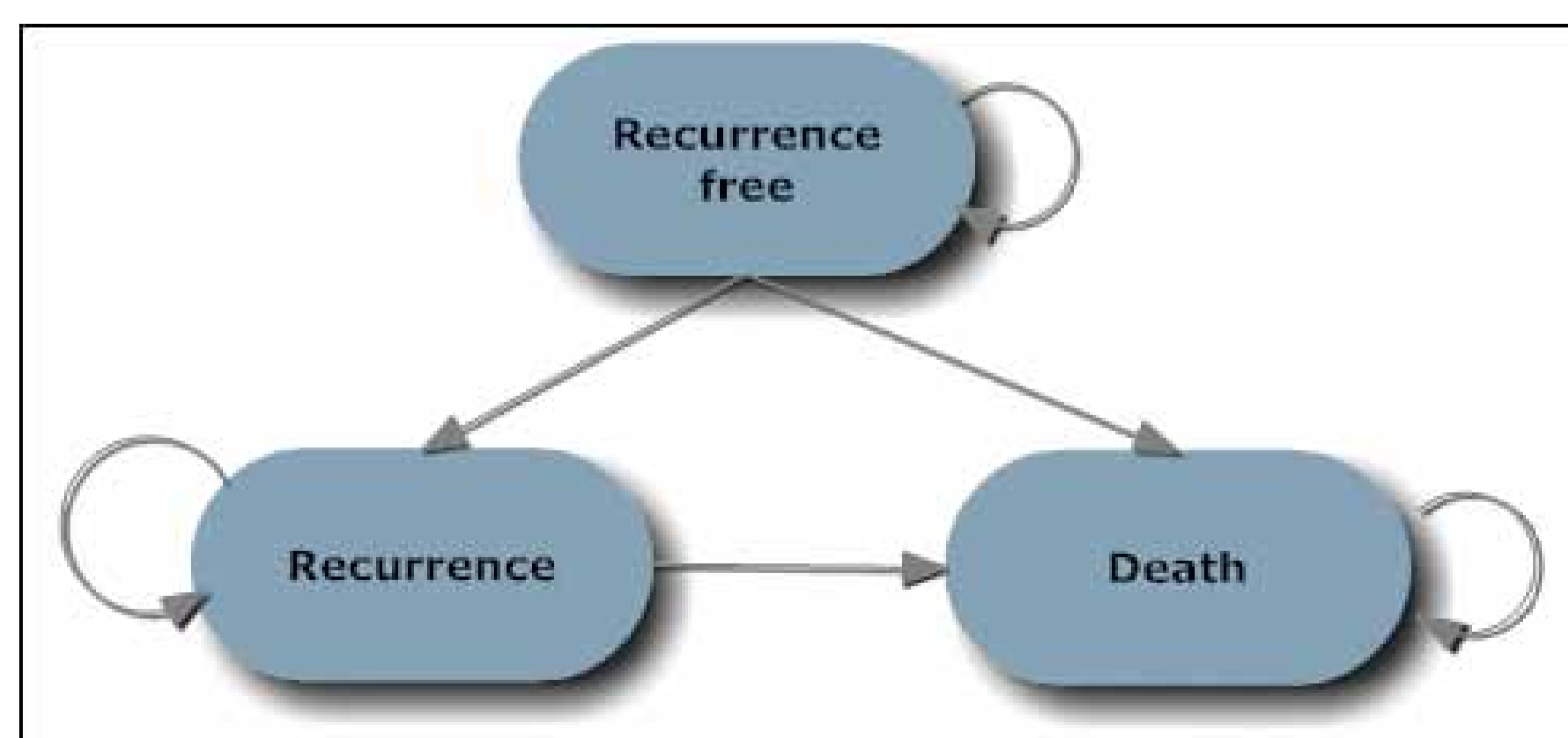


Figure 2: Model structure

The model was populated with data coming from Hungarian sources (decision impact, cost and mean age of breast cancer population), landmark clinical trials (clinical parameters such as the risk of recurrence and relative risk reduction per Recurrence Score group) and international publications (utility data). Model parameters are described in Table 2.

Demographic input			Source	
Average age	51,4 year	}	Calculated from real life data	
Median age	50,1 year			
Range	35,2-65,3 year			
Probability of adjuvant treatment without OncotypeDX <sup>®</sup>	Endocrine treatment	Chemoendocrine treatment	Source	
Low:	0,0%	21,4%	}	
Intermediate:	0,0%	64,3%		Calculated from real life data
High:	0,0%	14,3%		
Net change in CT use following OncotypeDX <sup>®</sup> testing (proportion of total)				
Low:	-21,43%	}	Calculated from real life data	
Intermediate:	-42,86%			
High:	0,0%			
Ten year risk of recurrence	Endocrine treatment		Source	
Low:	3,2%	}	6	
Intermediate:	9,1%			
High:	39,5%			
Annual risk of recurrence	Endocrine treatment	Chemoendocrine treatment	Source	
Low:	0,32%	0,32%	}	
Intermediate:	0,95%	0,95%		Calculated value from the 10 year recurrence data adjusted by RRR.
High:	4,90%	1,08%		
Relative Risk Reduction (RRR) of relapse with use of CT			Source	
Low:	0,0%	}	6	
Intermediate:	0,0%			
High:	74%			

Table 2. Model parameters

Annual risk of recurrence	Endocrine treatment	Source
Disutility associated with CT	0,07 QALYs	7
One year recurrence free	0,75 QALYs	8
One year post recurrence	0,60 QALYs	9
Survival post recurrence	3,30 years	10

Table 3. Utility data

	Adverse events	Treatment	Comments and sources
Cost of HT:	13,27 €	505,48 €	(annual cost: years 1-5) based on 11 (treatment term) based on 11
Cost of ChT:	765,13 €	3 545,90 €	(monthly) based on 11
Cost of distant recurrence:		1 109,91 €	(monthly) based on 11
Cost of OncotypeDX <sup>®</sup>		3 100,00 €	Calculated from US list price (4290 USD)

Table 4. Cost data

## RESULTS

Among women with EBC use of the OncotypeDX<sup>®</sup> test changed treatment recommendations (from HT+CT to HT alone) in 64% of cases (9/14). Reimbursement criteria allow the use of the assay only in patients for whom there is a doubt about the value of chemotherapy. We found 1 patient HER2+ by both OncotypeDX<sup>®</sup> RT-PCR and IHC testing. This patient (found HER2- in local lab) was excluded from final evaluation.

The net cost difference per patient is 329 €, while the net QALYs (quality adjusted life year) gain is 0.04 QALY. Based on these differences the incremental cost effectiveness ratio is 7 347.29 € / QALY which is well under the cost effectiveness threshold in Hungary (27 000 €) and represents a good use of the Hungarian healthcare resources.

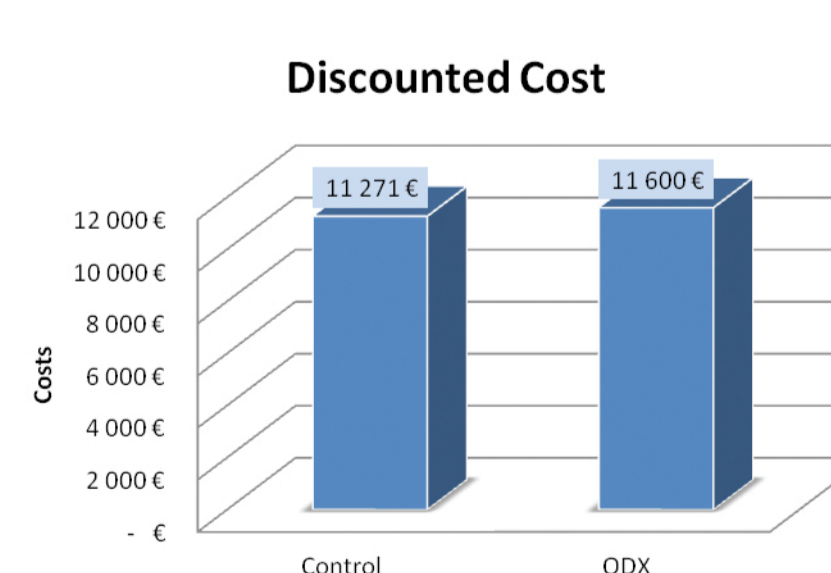


Figure 3-4 Results

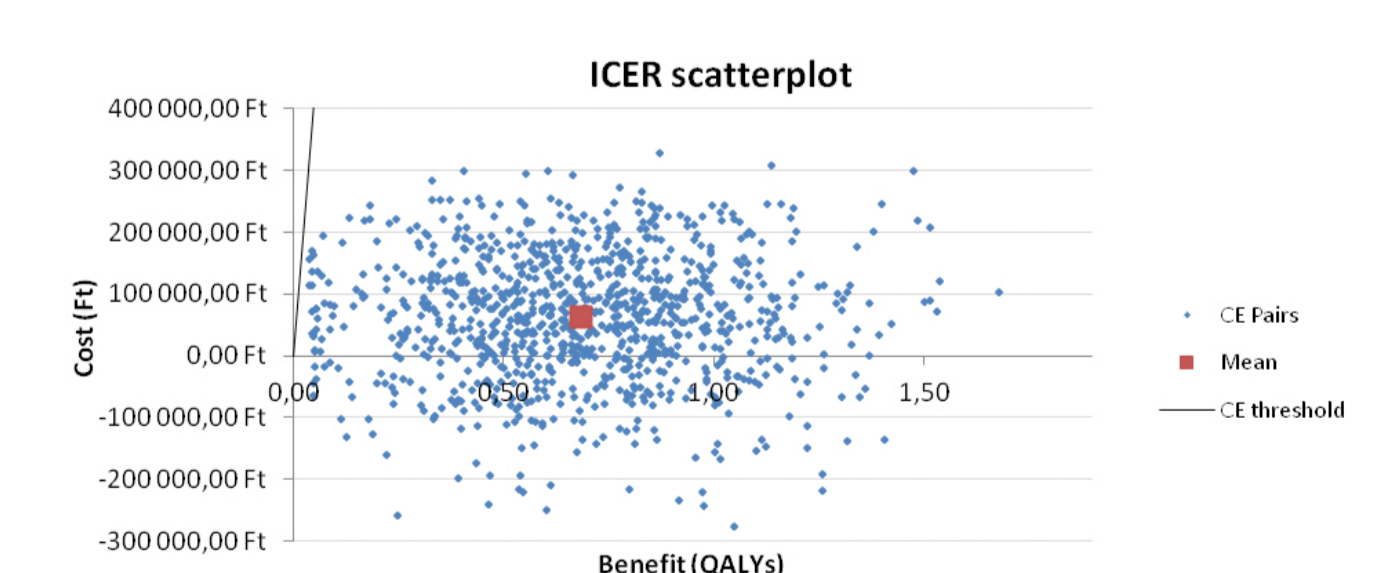


Figure 5. Sensitivity analysis

## CONCLUSION

There was a wide range of Recurrence Score results in these tumors (11-49). Although based on a small patient series these data show that using OncotypeDX<sup>®</sup> is cost effective in patients with ER+, HER2-, early breast cancer patients in Hungary. Based on International guidelines recommendations<sup>1,2,3,4</sup>, highest level of evidence (1B<sup>12</sup>) among genomic tests and local cost effectiveness data OncotypeDX<sup>®</sup> has been submitted for reimbursement in Hungary for selected patient population.

## REFERENCES

- National Comprehensive Cancer Network<sup>®</sup>. NCCN Clinical Practice Guidelines in OncologyTM: breast cancer: V2. 2012
- Harris L, et al., American Society of Clinical Oncology 2007 update of recommendations for the use of tumor markers in breast cancer. J Clin Oncol. 2007;25(33):5287-5312.
- Aebi S, et al., Ann Oncol 2011;22 (Suppl 6):vi12-vi24
- Goldhirsch A, et al., Ann Oncol 2011; 22:1736-1747
- http://guidance.nice.org.uk/DT/4/Consultation3/DraftGuidance/pdf/English
- Paik et al (2006) Gene Expression and Benefit of Chemotherapy in Women With Node-Negative, Estrogen Receptor-Positive Breast Cancer. J Clin Oncol. 2006;24:3726-3734 Table 1.
- Peasgood et al 2010. Health-state utility values in breast cancer. Expert Rev. Pharmacoeconomics Outcomes Res. 10(5)
- Conner-Spady BL et al. A longitudinal prospective study of health-related quality of life in breast cancer patients following high-dose chemotherapy with autologous blood stem cell transplantation. Bone Marrow Transplant 2005 Aug;36(3):251-9.
- Milne RJ et al. Quality-of-life valuations of advanced breast cancer by New Zealand women. Pharmacoeconomics 2006;24(3):281-92.
- Paviot B, 2009. http://cat.inist.fr/?aModele=afficheN&cpsidt=22009432
- National Health Insurance Fund cost databases 2012
- Simon R, et al., JNCI 2009;1446-52